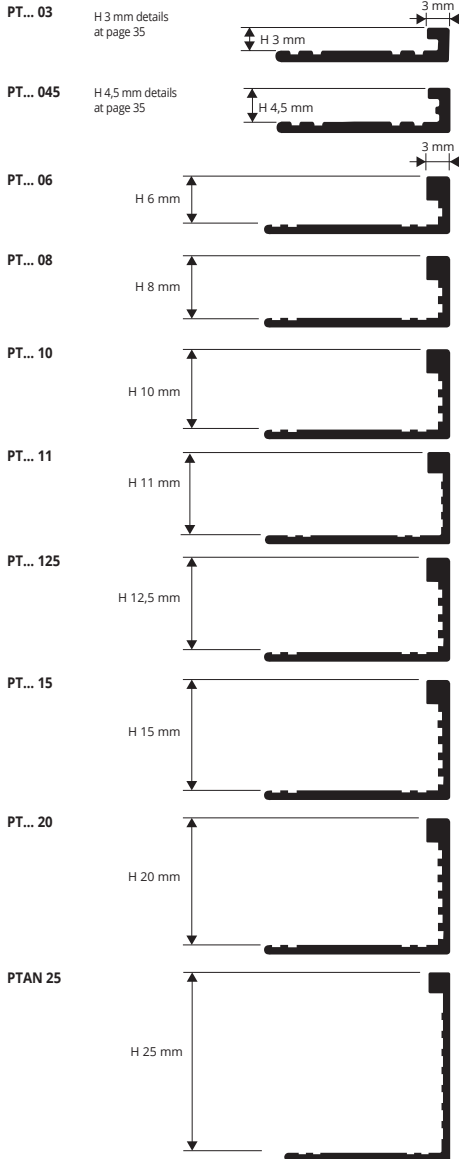


# PROTERMINAL

NATURAL ALUMINIUM AND ANODIZED SILVER ALUMINIUM

**PROTERMINAL** is a professional edging profile designed to protect and decorate the outside corners of tile, mosaic and marble coverings of differing thickness.

**PROTERMINAL** in aluminium is also used to join different floor materials and to protect steps and decking. Excellent as the edging trim skirtings and for bathroom and kitchen wall coverings. Match with PROLISTEL ALL strips in anodized aluminium with silver and polished chrome finish and with PROLISTEL ACC strips in AISI 304-1.4301 stainless steel with polished or satin finish.



**NATURAL ALUMINIUM thermo packed 10 Pcs**  
bar length 2,70 lm - pack. 40 Pcs - 108 lm

Article	H mm		
PTAN 06	6		
PTAN 08	8		
PTAN 10	10		
PTAN 11	11		
PTAN 125	12,5		
PTAN 15	15		
PTAN 20	20		
PTAN 25	25		

**ANODIZED SILVER ALUMINIUM thermo packed**  
bar length 2,70 lm - pack. 40 Pcs - 108 lm

Article	H mm		
PTAA 06	6		
PTAA 08	8		
PTAA 10	10		
PTAA 11	11		
PTAA 125	12,5		
PTAA 15	15		
PTAA 20	20		


**NATURAL ALUMINIUM thermo packed 10 Pcs**  
bar length 0,90 lm - pack. 40 Pcs - 36 lm

Article	H mm		
PTAN 069	6	/	*
PTAN 089	8	/	*
PTAN 109	10	/	*
PTAN 1259	12,5	/	*

**NATURAL ALUMINIUM thermo packed 10 Pcs**  
bar length 1 lm - pack. 40 Pcs - 40 lm

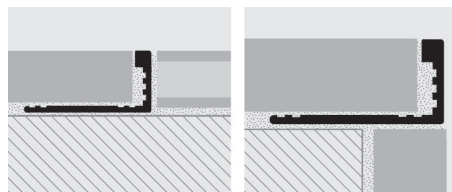
Article	H mm		
PTAN 061	6	/	*
PTAN 081	8	/	*
PTAN 101	10	/	*
PTAN 1251	12,5	/	*

## COLOURS



Also available Polished version and curve version

## EXAMPLES AND INSTRUCTIONS FOR LAYING METHODS



1. Choose the "PROTERMINAL" with the same height as the thickness of the covering.
2. Apply the adhesive onto the area of application of the profile.
3. Lay and align the profile pressing the perforated flange into the adhesive.
4. Lay the tiles, aligning them so that the top edge of the profile is "flush" with the tile.
5. Use the adhesive to seal any empty interstices.

