


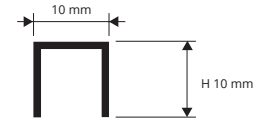
PROCANAL is a channel for joining floors and also for use as strips in wall coverings. This profile is made in natural, polished and chromed brass as well as natural or anodized silver aluminium. It is also used as a cable channel for the insertion of wires and conduits in all types of floor.

PROCANAL

NATURAL, POLISHED,
CHROMED AND ANTIQUE BRASS
NATURAL AND ANODIZED SILVER ALUMINIUM



PCL... 10



NATURAL BRASS thermo packed 10 Pcs
POLISHED and CHROMED BRASS thermo packed
bar length 2,7 lm - pack. 40 Pcs - 108 lm (PCLOC 10 - 81 lm)


Article	L x H mm
PCLON 10 (natural)	10 X 10
PCLOL 10 (polished)	10 X 10
PCLOC 10 (chromed)	10 X 10
PCLOB 10 (antique)	10 X 10

NATURAL ALUMINIUM thermo packed 10 Pcs
ANODIZED SILVER ALUMINIUM thermo packed
bar length 2,7 lm - pack. 40 Pcs - 108 lm

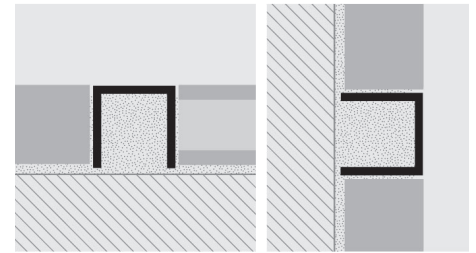
Article	L x H mm
PCLAN 10 (natural)	10 X 10
PCLAA 10 (anodized silver)	10 X 10

Available Stainless steel AISI 304/1.4301-V2A
"PROLISTEL" 10x10 PLTAC 10 / PLTACS 10

COLOURS



EXAMPLES AND INSTRUCTIONS FOR LAYING METHODS



1. Choose the profile in the required material and finish. 2. Apply the adhesive onto the area of application. 3. Lay the "PROCANAL". 4. Continue laying by aligning it "flush" with the covering. 5. Use the adhesive to seal any empty interstices. Oxidation marks may be easily removed by polishing the profiles with specific products to be found on sale such as Sidol, Smac and similar.

PROFLAT is a range of 20 and 40 mm natural brass or steel strips 3 mm thick. Ideal for dividing up flooring on the same level, they may be polished in situ and also curved/shaped to create decorative patterns that are particularly recommended for marble, Palladian, Venetian and cement or resin-based floors.

PROFLAT

STAINLESS STEEL AISI 304/1.4301-V2A
NATURAL BRASS



STAINLESS STEEL AISI 304/1.4301-V2A
bar length 3 lm - pack. 5 Pcs - 15 lm

Article	L x H mm
GPLAC 2033	3 X 20
GPLAC 4033	3 X 40

STAINLESS STEEL AISI 304/1.4301-V2A
bar length 3 lm - pack. 5 Pcs - 15 lm

Article	L x H mm
GPLAC 2053	5 X 20
GPLAC 5053	5 X 50

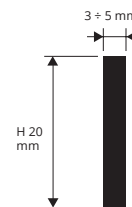
POLISHABLE NATURAL BRASS
bar length 2,7 lm - pack. 5 Pcs - 13,5 lm

Article	L x H mm
GPLON 2025	2,5 X 20
GPLON 4025	2,5 X 40

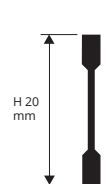
COLOURS



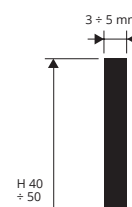
GPLAC 203../ 205..



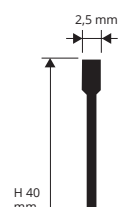
GPLON 2025



GPLAC 403../ 505..



GPLON 4025

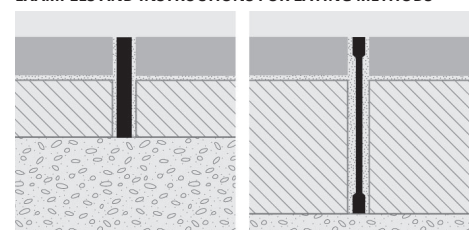


Available ON REQUEST IN SATINED Stainless steel

SUITABLE FOR USE IN CONTACT WITH FOODSTUFFS.

1. Choose "PROFLAT" according to the desired height and visible surface. 2. Cut "PROFLAT" to the desired length. 3. Cut with a trowel the fresh screed following the floor edges. 4. Apply the profile inside the fresh screed taking care to align it with the surface of the floor. After laying the joint should be 0,5 mm below the floor covering surface. 5. Fill the joints between the profile and the tiles with grout, in order to avoid water stagnation. Remove immediately all grout remains from the profile surface.

EXAMPLES AND INSTRUCTIONS FOR LAYING METHODS



* = Production on demand with minimum quantity of 100 pcs. Production delay 4/5 weeks. Price to be agreed