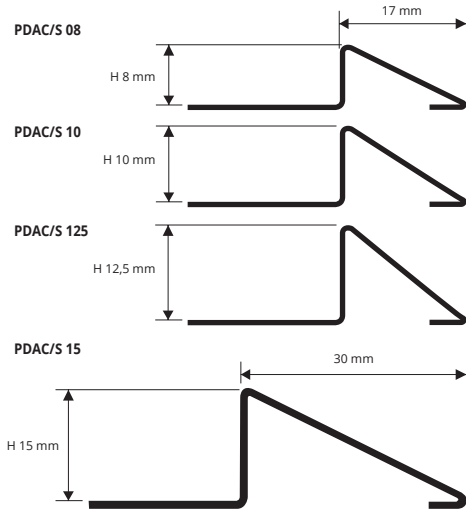


PROSLIDER

POLISHED AND SATIN FINISH
STAINLESS STEEL AISI 304/1.4301-V2A

PROSLIDER is a sloping terminal transition profile in stainless steel AISI 304/1.4301-V2A designed to join different height floors in a perfect, stepless way. This particularly sturdy profile with the bent base sloping inwards withstands and supports high loads and frequent passage of manual trolleys and vehicles in addition to protecting the edge of the higher floor. **PROSLIDER** is used in particular to join tile or wood to an existing floor. Available in AISI 304/1.4301-V2A stainless steel in various heights to accommodate all differences in level.



POLISHED STAINLESS ST. AISI 304/1.4301-V2A with protective film
bar length 2,7 lm - pack. 20 Pcs - 54 lm - 10/10 mm

Article	H mm		
PDAC 08	8		
PDAC 10	10		
PDAC 125	12,5		
PDAC 15	15		
PDAC 20	20		

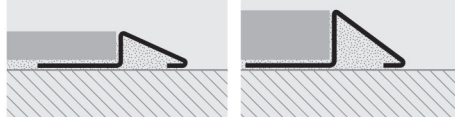


SATIN FINISH STAINLESS ST. AISI 304/1.4301-V2A with protective film
bar length 2,7 lm - pack. 20 Pcs - 54 lm - 10/10 mm

Article	H mm		
PDACS 08	8		
PDACS 10	10		
PDACS 125	12,5		
PDACS 15	15		
PDACS 20	20		

SUITABLE FOR USE IN CONTACT WITH FOODSTUFFS.

EXAMPLES AND INSTRUCTIONS FOR LAYING METHODS



1. Choose the profile with the required height and finish.
2. Fill the profile cavity with adhesive and apply the adhesive onto the area of application.
3. Lay the "PROSLIDER".
4. Align it "flush" with the floor/covering.
5. Use the adhesive to seal any empty interstices.

COLOURS

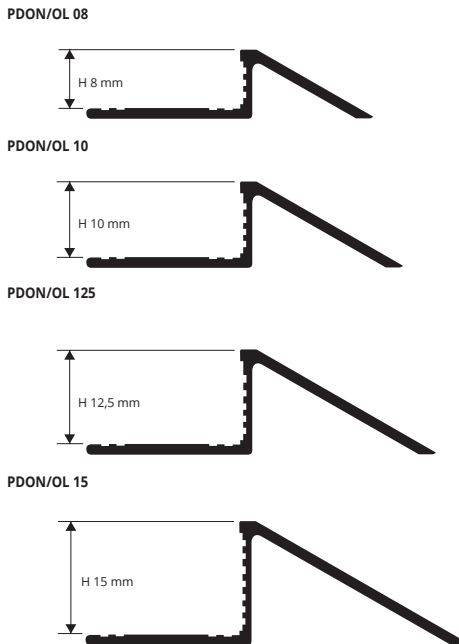


PROSLIDER

POLISHED AND NATURAL BRASS

PROSLIDER is a sloping terminal transition profile designed to join different height floors in a perfect, stepless way. This particularly sturdy profile withstands and supports high loads and frequent passage of manual trolleys and vehicles in addition to protecting the edge of the higher floor. **PROSLIDER** is used in particular to join tile or wood to an existing floor. Available in natural and polished brass in various heights to accommodate all differences in level.

transition profiles



NATURAL BRASS thermo packed 5 Pcs
bar length 2,7 lm - pack. 20 Pcs - 54 lm

Article	H mm		
PDON 08	8		*
PDON 10	10		
PDON 125	12,5		*
PDON 15	15		*



POLISHED BRASS thermo packed 5 Pcs
bar length 2,7 lm - pack. 20 Pcs - 54 lm

Article	H mm		
PDOL 08	8		*
PDOL 10	10		
PDOL 125	12,5		*
PDOL 15	15		*

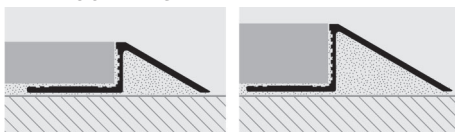
INSTRUCTIONS FOR LAYING

1. Choose the profile with the required height H, material and finish.
 2. Fill the profile cavity with adhesive and apply the adhesive onto the area of application.
 3. Lay the "PROSLIDER".
 4. Align it "flush" with the floor/covering.
 5. Use the adhesive to seal any empty interstices.
- Oxidation marks on profiles in natural and polished brass may be easily removed by polishing the profiles with specific products to be found on sale such as Sidol, Smac and similar.

COLOURS



EXAMPLES OF LAYING



= News 2021

* = Production on demand with minimum quantity of 100 pcs. Production delay 4/5 weeks. Price to be agreed