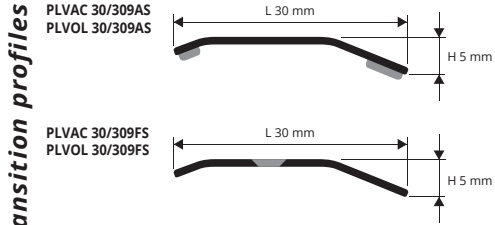


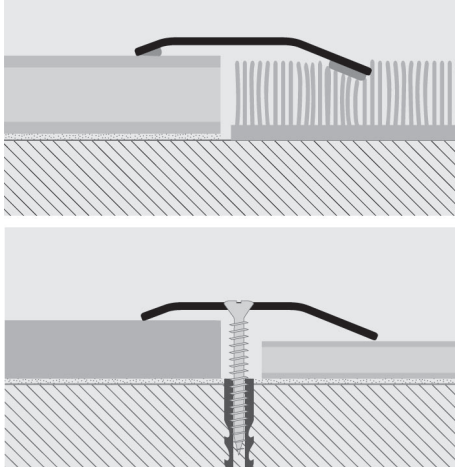
# PROLEVALL 305

POLISHED STAINLESS STEEL 1.4016  
AND POLISHED BRASS  
WITH SELF-ADHESIVE AND PUNCHED

**PROLEVALL 305** is a transition/terminal profile for floors of medium thickness (from 3 to 7 mm), used to join and compensate two floors of differing height, material and thickness. Ideal as a finishing terminal, it covers flaws and chipping or splintering of tiles, wood and carpeting. Available in stainless steel 1.4016 and polished brass. A protective film protects the finish of the 2.70 m long bars with either self-adhesive backing or punched for fixing with screws and anchors. The 93 cm blister pack version (self pack) is shrink-wrapped with bar code.



## EXAMPLES AND INSTRUCTIONS FOR LAYING METHODS



### Adhesive version

1. Choose the suitable profile and cut it to the necessary length.
2. Degrease, wash and clean the solid surface thoroughly.
3. Remove the protective paper from the adhesive.
4. Lay the profile by applying pressure evenly over the whole surface without using a hammer.

### Punched version

1. Choose the suitable profile and cut it to the necessary length.
2. Mark the position of the holes using the existing holes in the profile as reference.
3. Insert the screw anchors into the drilled holes.
4. Fix the profile using flathead screws suitable for the relative slots in the profile.



**POLISHED STAINLESS ST. 1.4016 with adhesive thermo packed**  
bar length 2,7 lm - pack. 40 Pcs - 108 lm


Article	H x L mm		
PLVAC 30A	5 X 30		

**POLISHED STAINLESS ST. 1.4016 with adhesive thermo packed** - bar length 0,93 lm - pack. 20 Pc 

Article	H x L mm		
PLVAC 309AS	5 X 30	/	


**POLISHED BRASS with adhesive thermo packed**  
bar length 2,7 lm - pack. 40 Pcs - 108 lm

Article	H x L mm		
PLVOL 30A	5 X 30		

**POLISHED BRASS with adhesive thermo packed** - bar length 0,93 lm - pack. 20 Pc 

Article	H x L mm		
PLVOL 309AS	5 X 30	/	

## COLOURS



**POLISHED STAINLESS ST. 1.4016 punched with protective film**  
bar length 2,7 lm - pack. 40 Pcs - 108 lm

Article	H x L mm		
PLVAC 30F	5 X 30		

**POL. STAINLESS ST. 1.4016 punched with screws and screw anchors thermo packed** - bar length 0,93 lm - pack. 20 Pc 

Article	H x L mm		
PLVAC 309FS	5 X 30	/	*

**POLISHED BRASS punched with protective film**  
bar length 2,7 lm - pack. 40 Pcs - 108 lm

Article	H x L mm		
PLVOL 30F	5 X 30		*

**POL. BRASS punched with screws and screw anchors thermo packed** - bar length 0,93 lm - pack. 20 Pc 

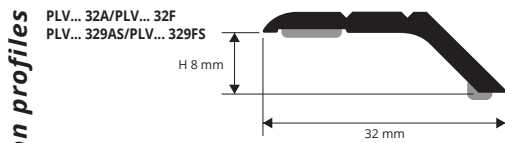
Article	H x L mm		
PLVOL 309FS	5 X 30	/	*

**ON DEMAND HAND-BRUSHED STAINLESS STEEL**  
(Price to be agreed. Production delay 4/5 weeks)

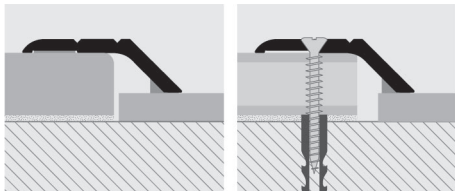
# PROLEVALL 32

ANODIZED ALUMINIUM WITH  
SELF-ADHESIVE AND PUNCHED

**PROLEVALL 32** are transition profiles in anodized aluminium available in the self-adhesive or punched versions. They are used to give a clean-cut, elegant finish when joining and compensating differences in level of floors that are already laid and in differing or same materials e.g. ceramic tiles-wood-parquet-marble, etc. They join and compensate a thickness between 7 and 9 mm. **PROLEVALL 32** ensures a perfect finish with little height, covering any flaws created during laying, while the contoured edges guarantee perfect adherence to the floor.



## EXAMPLES AND INSTRUCTIONS FOR LAYING METHODS



### Adhesive version

1. Choose the suitable profile and cut it to the necessary length.
2. Degrease, wash and clean the solid surface thoroughly.
3. Remove the protective paper from the adhesive.
4. Lay the profile by applying pressure evenly over the whole surface without using a hammer.

### Punched version

1. Choose the suitable profile and cut it to the necessary length.
2. Mark the position of the holes using the existing holes in the profile as reference.
3. Insert the screw anchors into the drilled holes.
4. Fix the profile using flathead screws suitable for the relative slots in the profile.



**ANODIZED SILVER and GOLD ALUMINIUM thermo packed** - bar length 2,7 lm - pack. 40 Pcs - 108 lm

Article	L x H mm		
PLV... 32A (adhesive)	32 X 8		
PLV... 32F (punched)	32 X 8		




**ANODIZED SILVER and GOLD ALUMINIUM thermo packed** - bar length 0,93 lm - pack. 20 Pc 

Article	L x H mm		
PLV... 329AS (adhesive)	32 X 8	/	
PLV... 329FS (punched)	32 X 8	/	

Available in the colours: AA - AO (AB-AT, CH e SB available on demand with a minimum quantity order of 100 pcs). The code of the selected colour must be added to the article code. E.g.: PLV... 32F (chosen colour Anodized gold alum.) PLVAO 32F.

## COLOURS



## AVAILABLE MINIMUM QUANTITY 100 PCS by color and height



(Price to be agreed. Production delay 4/5 weeks)

\* = Production on demand with minimum quantity of 100 pcs. Production delay 4/5 weeks. Price to be agreed